



Langerin

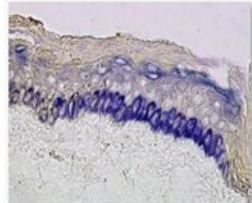
Basophil

SEM-A-B

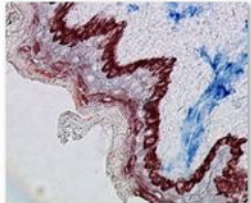
DDX0203

DDX0205

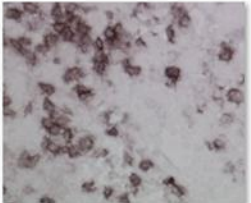
In situ staining



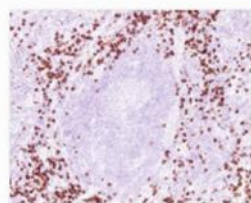
DDX0030-Basophil Healthy skin



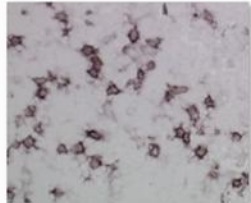
DDX0030-Basophil Psoriasis Skin



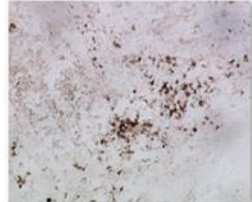
DDX0040-CD303 Tonsil




DDX0041-CD303 Lymph node
Kikuchi's syndrome




DDX0042-CD303 Tonsil



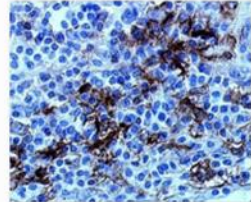
DDX0043-CD303 Tonsil



DDX0080-CD1a Lung tumor



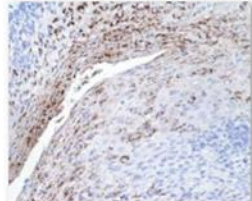
DDX0081-CD1a Skin



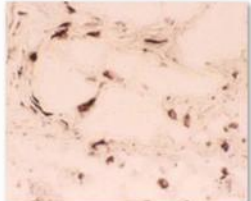
DDX0131-CD40 Lymph node



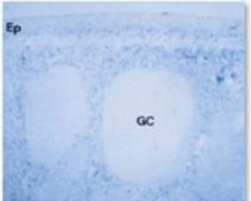
DDX0150-CD54 Lung



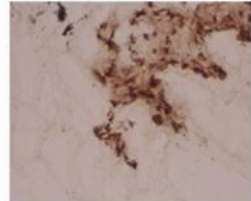
DDX0150-CD54 Tonsil



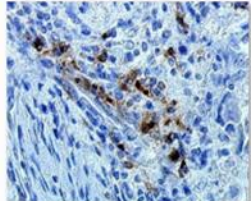
DDX0151-CD54 Lung



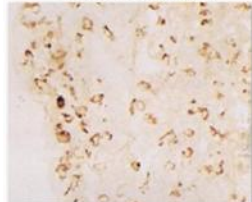
DDX0180-DCIR Tonsil



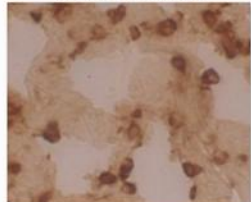
DDX0190-DC-LAMP Lung



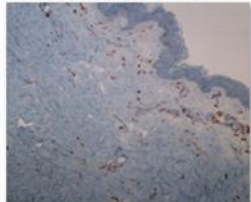
DDX0191-DC-LAMP Lymph node



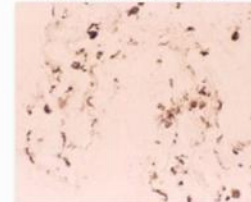
DDX0192-DC-LAMP murine lung



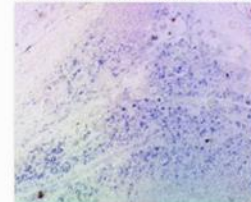
DDX0193-DC-LAMP Lung



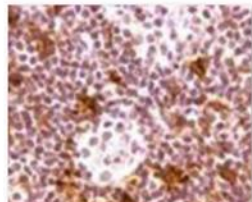
DDX0200-DC-SIGNL Skin



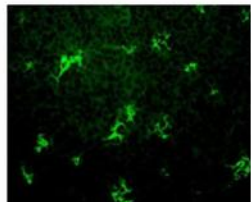
DDX0201-DC-SIGNL Lung



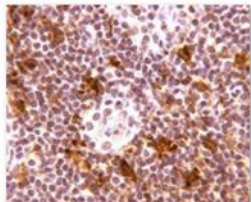
DDX0202-DC-SIGN Tonsil



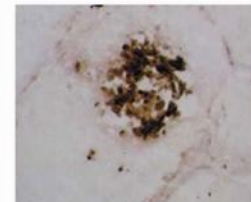
DDX0203-DC-SIGN Tonsil



DDX0205-DC-SIGN Tonsil



DDX0207-DC-SIGN Tonsil



DDX0280-MMP12-Lung tumor



DDX0281-MMP12 Lung tumor

All Dendritics mAbs are validated for frozen tissue sections
For mAbs available for paraffin sections : www.dendritics.net

60 Avenue Rockefeller-F-69008 Lyon Tel : +33 (0)472 717 403/Fax : +33(0) 478 001 436

www.dendritics.net

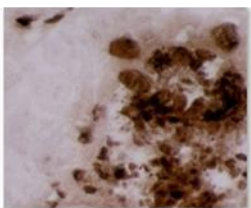
contact@dendritics.net



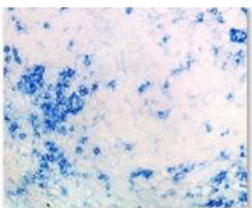
DENDRITICS

INNOVATIVE TOOLS AROUND
DENDRITIC CELLS

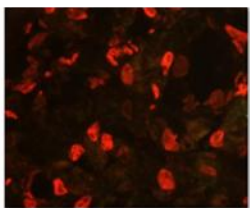
In situ staining



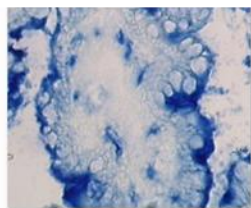
DDX0283-MMP12 Lung tumor



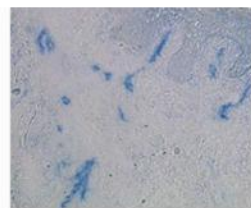
DDX0300-CD123 Tonsil



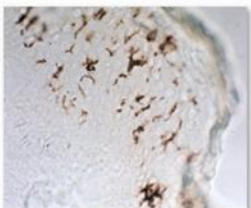
DDX0340-IRAK4 Tonsil



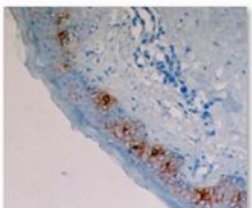
DDX0350-HKCR Gut



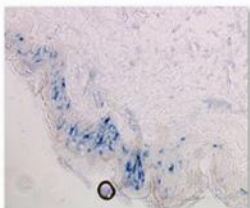
DDX0351-HKCR-Skin



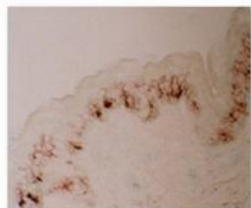
DDX0361-Langerin-Skin



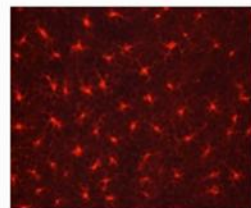
DDX0362-Langerin-Skin



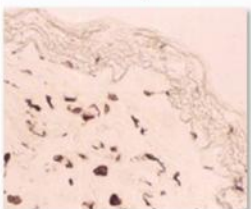
DDX0363-Langerin-Skin



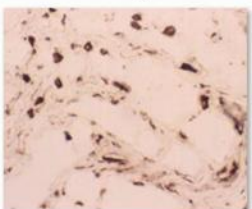
DDX0368-Langerin-Skin



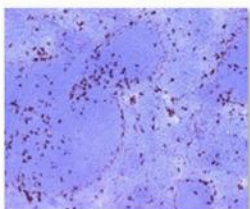
DDX0376-Langerin-Murine ear



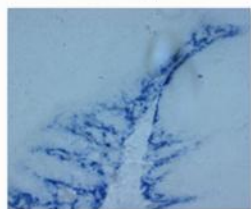
DDX0380-Mannose-R-Lung



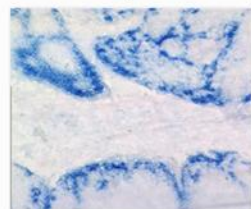
DDX0381-Mannose-R like-Lung



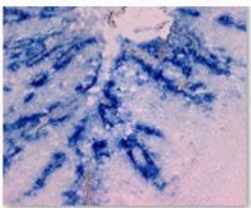
DDX0390-BST2-Murine spleen



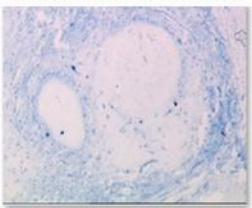
DDX0420-MIP3a-Tonsil



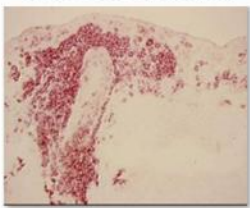
DDX0430-MIP3a-Tonsil



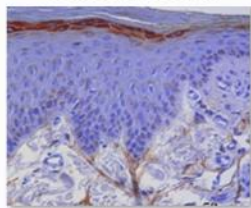
DDX0431-MIP3a-Tonsil



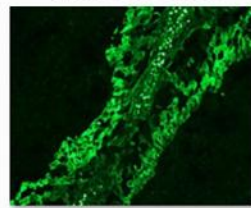
DDX0440-CD304-Tonsil



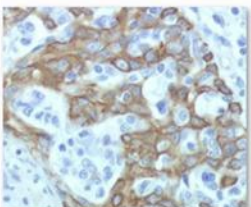
DDX0462-SEMA6-Langerhans histiocytosis



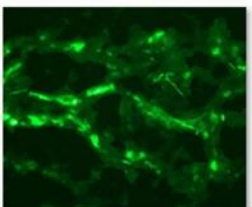
DDX0470-TLR3-Canine keratinocytes



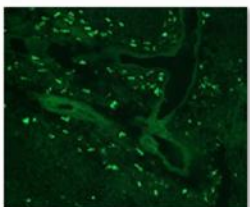
DDX0470-TLR3-Tonsil



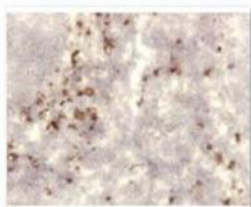
DDX0475-TLR3-Breast tumor



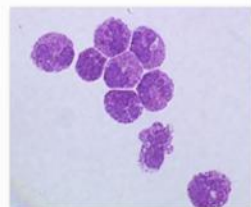
DDX0480-TLR8-Lung tumor



DDX0480-TLR8-Tonsil



DDX0801-TSLP-Tonsil



Giemsa-stained basophils sorted with DDX0030

All Dendritics mAbs are validated for frozen tissue sections
For mAbs available for paraffin sections : www.dendritics.net

60 Avenue Rockefeller-F-69008 Lyon Tel : +33 (0)472 717 403/Fax : +33(0) 478 001 436

www.dendritics.net

contact@dendritics.net

