

Monoclonal anti-Humira® (Adalimumab): Detection of Humira® and anti-Humira (ADA)

Product reference: DDX5030-DDX5031-DDX5032

Description

Humira® (Adalimumab) is a fully human monoclonal antibody targeting TNF- α , used for the treatment of autoimmune diseases such as rheumatoid arthritis, ankylosis spondylitis, Crohn's disease, psoriatic arthritis or ulcerative colitis. We have generated a panel of anti-Humira® (anti-Adalimumab) monoclonal murine antibodies. These antibodies can be used to develop and calibrate Humira® (Adalimumab) and anti-Humira (anti-Adalimumab) detection assays.

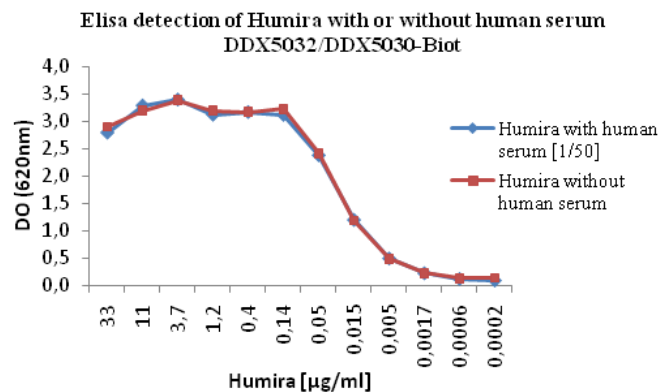
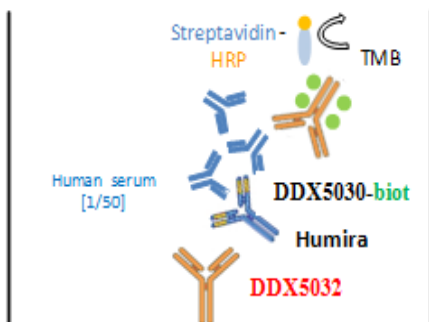
Species: mouse
Specificity: Humira® (Adalimumab)
Immunogen: Humira® (Abbvie) (Adalimumab)
Purification: QMA Hyper D ion exchange chromatography
Formulation/size: **Purified:** 100 μ g in 200 μ l / 50 μ g in 100 μ l Tris-NaCl pH 8
Coupled: 100 μ g in 200 μ l / 50 μ g in 100 μ l PBS 50% glycerol

Available formats:

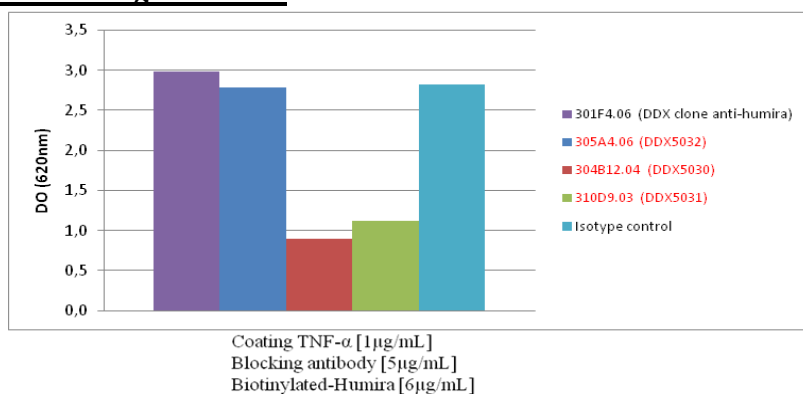
Reference N°		Format	Clone	Isotype	Application tested
50 μ g	100 μ g				
DDX5030P-50	DDX5030P-100	Purified	304B12.04	IgG1	Bridging ELISA positive control for anti-Humira detection, Inhibition of Humira binding to TNF- α , Capture antibody for Humira detection
DDX5030B-50	DDX5030B-100	Biotin			
DDX5031P-50	DDX5031P-100	Purified	310D9.03	IgG2a	
DDX5031B-50	DDX5031B-100	Biotin			
DDX5032P-50	DDX5032P-100	Purified	305A4.06	IgM	Bridging ELISA positive control for anti-Humira detection, Capture antibody for Humira detection
DDX5032B-50	DDX5032B-100	Biotin			

Other clones available on request

Humira (Adalimumab) detection is not affected by human serum

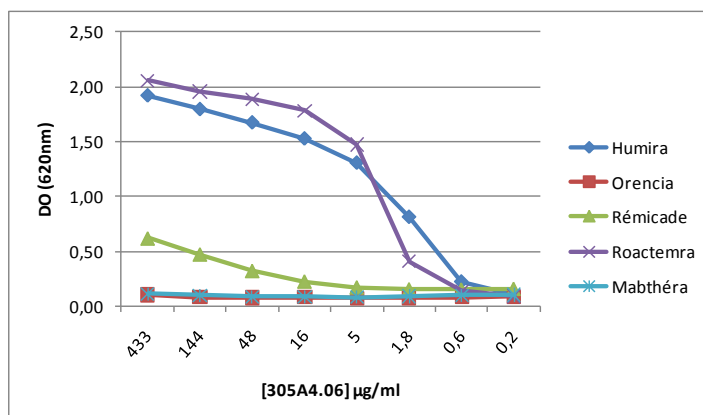
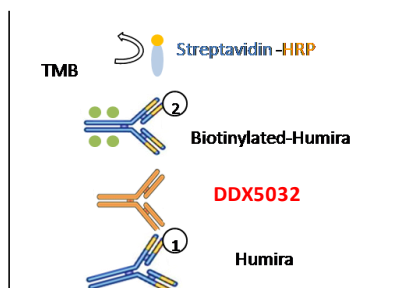


Inhibition of Humira binding to TNF- α



Positive control for anti-Humira detection using bridging ELISA

**Bridging ELISA positive control for anti-Humira detection
mAb 305A4.06 (DDX5032)**



Cross reactivities:

# catalog	Clone	Specificity						ELISA				Isotype
		HUMIRA	ORENCIA	HUMAN	ROACTEMRA	MABTHERA	REMICADE	Detection	Capture	Bridging	Inhibition of Humira binding to TNF- α	
DDX5032	305A4.06	+	-	-	++	-	-	+++	++	+++	-	IgM
	310G9.06	+	-	nd	nd	nd	nd	+/-	+/-	-	-	IgG1
	307G8.07	+	-	-	-	nd	-	+/-	+	+	-	IgG2a
DDX5030	304B12.04	+	-	-	-	-	-	+++	+	+++	+	IgG1
	301F4.06	+	-	-	-	nd	-	+	+	+	-	IgG1
DDX5031	310D9.03	+	-	-	-	-	-	+++	++	+++	+	IgG2a

Usage recommendation:

- *This monoclonal antibody may be used between 5-25 µg/ml.
- *Optimal dilution should be determined by each laboratory for each application.
- *Coupled antibody: to maintain RT before use.

Aliquot storage conditions:

- 20°C. KEEP CONTENTS STERILE: no preservative.**
- Purified antibodies: avoid repeated freeze/thaw cycles.**
- Coupled antibodies: glycerol protects from freezing.**